


SOVEREIGN Retractable Stairway

very robust and total industrial duty - TÜV approved to Euro Safety Standard EN14975




Ideal for those who want only the safest & strongest!

- ▶ Constructed from very heavy-duty pressure die-cast components of high strength aluminium alloy, the Sovereign Stairway has been engineer designed for minimum maintenance and maximum ease of use.
- ▶ Powerful counterbalance springs ensure a smooth, steady folding and unfolding action under total control and with no danger to the user.
- ▶ TÜV tested and approved to Euro Safety Standard DIN EN14975 with safe load of 200kg per tread or 500kg/m² on overall structure.
- ▶ Cast alloy non-slip treads are a very comfortable and safe 350 x 140mm (14" wide x 5½" deep). Treads are 300 x 140mm on 12 tread model.
- ▶ Mounted on a 580 x 200mm plywood backboard, it is suitable for use in situations with or without a trapdoor. Simply bolt to a vertical surface above the trapdoor (if present). Height of joist may need increasing to 200mm and must be very secure to take the weight of these ladders.

SOVEREIGN Retractable Stairway

very robust and total industrial duty - TÜV approved to Euro Safety Standard EN14975

exceptional strength and quality



Handrails are not supplied as standard but are available as an optional extra for R/H side only.


In practice most users do not feel the need for a handrail because the treads are so large and the ladder is so rigid. Adults and children naturally hold onto the X shaped side struts.

Trapdoor length of 800mm required if handrail is fitted. Handrail extends 400mm beyond timber backboard so is not suitable when fitting to a vertical wall which extends above the ladder.

**TÜV approved to
Euro Safety Standard EN 14975**

**200kg loading per tread
or
500kg/m² on overall stairway**

Giant cast aluminium treads 350 x 140mm (14" wide x 5½" deep) give a feeling of total safety and security to even the most nervous loft ladder user. Treads are 300 x 140mm on 12 tread model.



Sovereign Stairway is suitable for use in a variety of applications. It can be bolted to a joist above a trapdoor as normal, or it can be bolted to a wall where no trapdoor exists. When bolted to a wall an extra 50mm of packing must be fitted behind the backboard to ensure it can rotate correctly into its stored position.

"SOVEREIGN" RETRACTABLE STAIRWAYS					
Code	Min & Max CEILING Heights	Loft Clearance Arc	Minimum Trapdoor Size W x L	No. Treads	Approx Weight
LCTB809	up to 8' 2" up to 2.50m	nil	23" x 24" 580 x 620mm	9	24kg
LCTB810	8' 2" - 9' 0" 2.50 - 2.75m	nil	23" x 26" 580 x 670mm	10	25kg
LCTB811	9' 0" - 9' 10" 2.75 - 3.00m	nil	23" x 30" 580 x 750mm	11	26kg
LCTB812	9' 10" - 10' 8" 3.00 - 3.25m	nil	23" x 36" 580 x 900mm	12	27kg
LCTB9HR	Telescopic Handrail for Sovereign Stairway - see notes above				
Technical Specifications available on request					

A current, detailed
price list
can be printed from our web site
www.ladders999.co.uk



UNITS 2 & 10 CHANCEL CLOSE TRADING ESTATE

EASTERN AVENUE **GLOUCESTER** GL4 3SN

FAX : 01452 505580

TEL: 01452 520144

www.ladders999.co.uk sales@lansfordaccess.co.uk

All prices, details and specifications are subject to change without notice and are those ruling at date of order. E&OE.

LLsovereign202105.pub lam:20210510 orig:20210510

“Sovereign Vertical Door” Retractable Stairway

Sovereign Vertical Retractable Stairway



gas piston hinges
allow it to rotate
behind a
vertical wall door
or onto an upper
mezzanine floor

www.ladders999.co.uk

- » Designed for locating into a **VERTICAL WALL OPENING** (with or without a door) or onto a **horizontal MEZZANINE FLOOR**. Simply bolt onto place & job done!
- » Powerful counterbalance springs ensure a smooth, steady folding and unfolding action under total control with no danger to the user.
- » Constructed from very heavy-duty pressure die-cast components of high strength aluminium alloy, the Sovereign Stairway has been engineer designed for minimum maintenance and maximum ease of use.
- » TUV tested & approved to Euro Safety Standard EN14975 (DIN4570) with **safe load of 200kg per tread** or 500kg/m² on the overall structure.

LANSFORD

www.ladders999.co.uk

"Sovereign Vertical Door" Retractable Stairway



» Mounted on a 580 x 200mm plywood backboard, it is **suitable for use in situations with or without a wall door.** Simply bolt to a horizontal surface. Openings in a wall can be closed by a door (not supplied) with a **maximum thickness 40mm.**

» Gas Pistons control the hinges and allow Sovereign Vertical Door models to be mounted on a horizontal mezzanine floor or behind a vertical door and folded away when

not in use. Gas Pistons give maximum safety and ease of use. Minimum door heights required 770mm (9tr) up to 900mm (12tr) & width 630mm. Maximum door thickness 40mm. Door not supplied.

» Cast alloy non-slip treads are a very comfortable and safe 350 x 140mm (14" wide x 5½" deep). Treads are 300 x 140mm wide on 12 tread model. Tread-to-tread height 270mm.

SOVEREIGN VERTICAL DOOR Retractable Stairway

Code	Min & Max Floor - Floor Heights	No. Treads	Minimum Opening Size Width x Height	Tread Size mm	Appx Weight kg
LCTBV09	2.34 - 2.64m	9	630 x 770mm	350 x 140mm	25kg
LCTBV10	2.64 - 2.93m	10	630 x 810mm	350 x 140mm	26kg
LCTBV11	2.93 - 3.23m	11	630 x 850mm	350 x 140mm	27kg
LCTBV12	3.23 - 3.53m	12	580 x 900mm	300 x 140mm	28kg

Normally delivered most UK mainland in 2—3 days.

A current, detailed

price list

can be printed from our web site

www.ladders999.co.uk



UNITS 2 & 10 CHANCEL CLOSE TRADING ESTATE

EASTERN AVENUE **GLOUCESTER** GL4 3SN

FAX : 01452 505580

TEL: 01452 520144

www.ladders999.co.uk sales@lansfordaccess.co.uk

All prices, details and specifications are subject to change without notice and are those ruling at date of order. E&OE.

LLsovereign202105.pub lam:20210510 orig:20210510